

Colossus 96 - COL96ESP6

96" Ceiling Fan with Blades

Finish: Espresso



With six blades and a span of eight feet, Craftmade's 96" Colossus ceiling fan features a second generation DC motor that efficiently moves vast volumes of air, bringing quiet comfort to large spaces. Despite its impressive dimensions, Colossus exudes a delicate, understated grace.

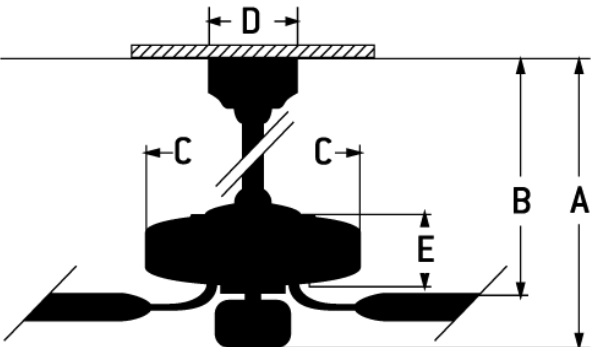
- Energy Saving, 6-Speed Reversible DC Motor
- 6" Downrod (Included)
- 96" Blades in Espresso (Included)
- DC Remote & Wall Controls (Included)
- Dual Mount (Flat or angled ceiling)
- Suitable for Damp Locations
- Sophisticated DC Motor requires automatic 7 minute calibration period upon installation. The remote and wall controls are inoperable during that time, after which the fan, remote control and wall control (if applicable) will be fully operational.
- Remote Dimming

Specs

Blade Sweep Opt (in.)	96
Blades	6
Blade Pitch (°)	12
Motor Size (MM)	165x25
Amps at High Speed	0.27
Watts (Hi Speed)	32
Energy Guide CFM	13644
Energy Guide CFM_Watts	426
High Speed (CFM)	13643.59
Shipping Weight (lbs.)	41.60


Dimensions


A:	16.66
B:	14.40
C:	11.73
D:	5.96
E:	6.50
F: w/o Light Kit - Downrod Length (in.)	6



Downloads

Colossus g6 - COLg6ESP6

- [PDF Tear Sheet](#)
- [Installation Guide](#)

- [Energy Guide](#)

ENERGY INFORMATION
at High Speed

Airflow 13644 Cubic Feet Per Minute	Electricity Use 32 Watts (excludes lights)	Airflow Efficiency 426 Cubic Feet Per Minute Per Watt
---	---	---

Compare: 49" to 60" ceiling fans have airflow efficiencies ranging from approximately 51 to 176 cubic feet per minute per watt at high speed.

Money-Saving Tip: Turn off fan when leaving room